


Sleeved Plug Valves



Two way plug valve
for all common applications
[TYPE F-2-ISO-STANDARD](#)



Two way plug valve
Firesafe-Seal (API 607)
[TYPE F-2-ISO-STANDARD-FS](#)



Two way plug valve

Chemistry-Seal

[TYPE F-2-ISO-STANDARD-CA](#)




Three way plug valve
vertical or horizontal
[TYPE F-3-ISO-STANDARD](#)




Multiway plug valve
four or five way
[TYPE F-4/F5 ISO-STANDARD](#)



Full bore design
[TYPE EXTRA](#)



Heating jacket
[TYPE TM / HM](#)



Flushing device
[TYPE SP](#)



Weld ends

Buttweld, Socketweld

[TYPE SW / BW](#)




Plug valve
screwed
[TYPE MG](#)



Instrumentation

with internal or external threads

[TYPE MGZ / MBZ / MB / WA](#)



Plug valve **with flushing device**
[TYPE BMH](#)



Manometer plug valve
[TYPE FM100](#)

Plug Valves with PTFE sleeve

The PTFE sleeve encloses the entire plug. There is no contact surface so the medium cannot cause damage. PTFE has a self-lubricating effect and therefore requires no maintenance.

[< Back to product overview](#)