

NEOVAL

Two way ball and bottom outlet valve with full bore, chemical-resistant lining

DIN-EN: DN 15 – 100 / PN 10 – 25

ASME: NPS ½" – 8" / class 150

Einsatzbereich: $-30 < T < 230^{\circ}\text{C}$



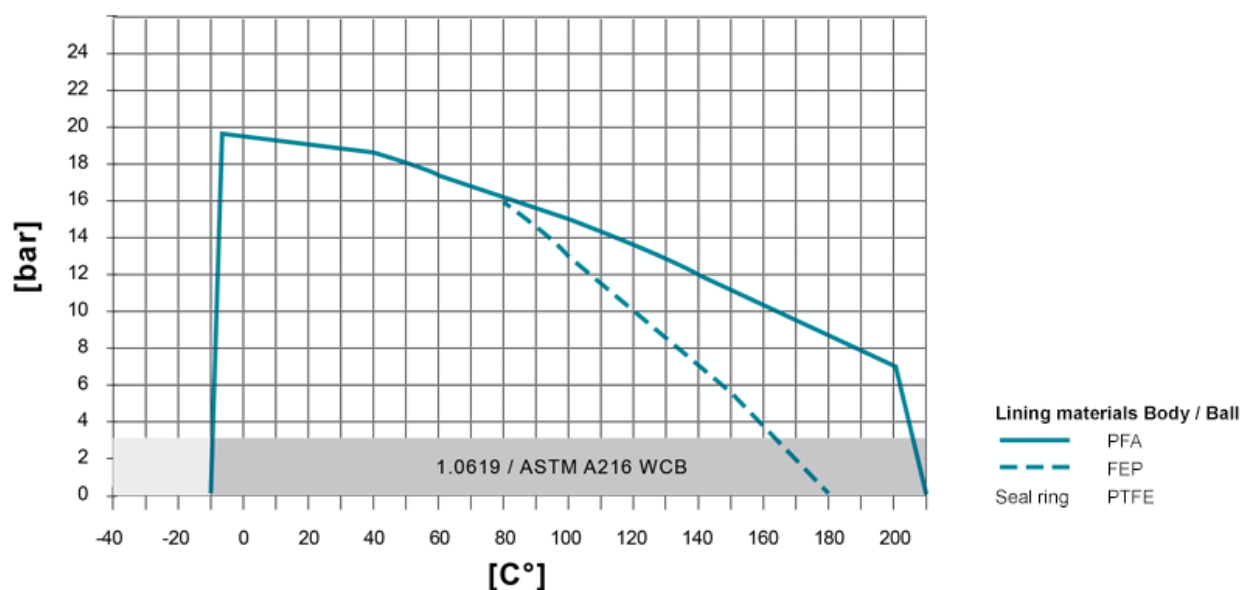
Design Features

Design Characteristics

- full bore
- split body
- short pattern
- integral ball and stem
- anti-blow-out
- with readjustable stuffingbox packing
- cavity minimized
- maintenance free – self lubricating
- with chemical resistant lining – thickness min. 3 mm
- fugitive emission resp. clean air act certified (TA – Luft 2002 approval)
- Directive 2014/68/EU
- FDA conformity

PT-Diagram

General Pressure-Temperature-Diagram



The specified values depend on the respective application (medium). Operating temperatures under -20°C only with body material 1.4408 or low-temperature steel. High pressure resistance / temperature resistance on request, e.g. PN 40. Sleeve: There are different sleeve materials / compounds available.

Materials

Standard body materials

- Ductile cast iron ENJS 1049, ASTM Gr 60-40-18 / A395 **Standard plug materials**

- Stainless Steel 1.4308, ASTM A351 CF8 **Special materials**

- Carbon Steel 1.0619, ASTM A216 WCB

- Stainless Steel 1.4408, ASTM A351 CF8M

- Unalloyed stainless steel casting (low Temp.) 1.1138, LCC/LCB/A352 **Lining materials**

- Body: PFA, PFA-conductive, FEP

- Ball: PTFE, PFA, PFA-conductive, FEP

- Seal Ring: PTFE

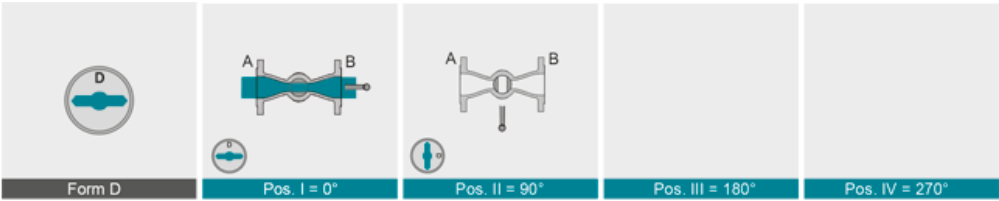
Sealing Systems

Chemical sealing to prevent fugitive emissions of aggressive and toxic media with PTFE packing for additional stem sealing; T_{max} 230°C

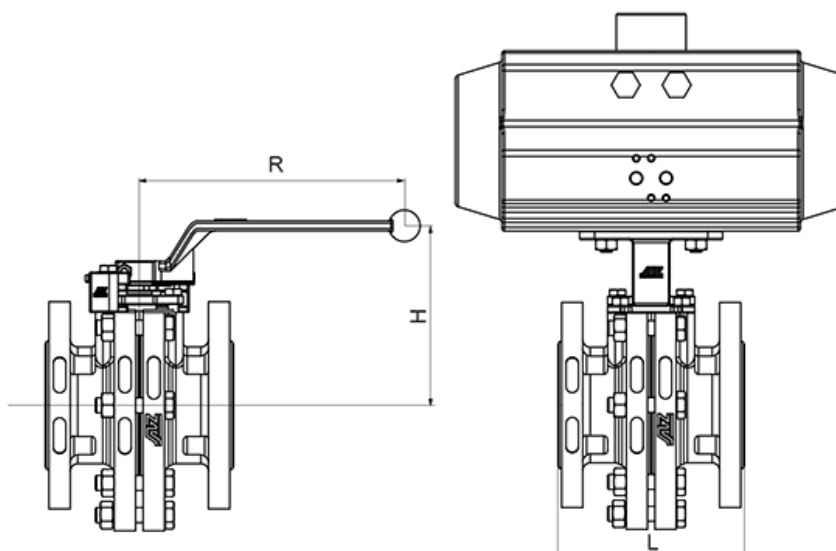
Type CAS

[read more \[...\]](#)

Port Forms



Dimensions



DIN EN 1092/1 / 588-1	DN	PN	L	R	H	weight [Kg]
	25	10-40	125 ^{*1)}	200	132	7
	40	10-40	140 ^{*1)}	320	143	10
	50	10-40	150 ^{*1)}	420	160	15
	80	10-40	180 ^{*1)}	600	205	26
	100	10-16	190 ^{*1)}	600	220	29
		25-40	190 ^{*1)}	600	220	29
	150	10-16	267 ^{*2)}	Getriebe	^{*4)}	^{*4)}
		25-40	267 ^{*2)}		^{*4)}	^{*4)}
	200	10-16	400 ^{*3)}		^{*4)}	^{*4)}
ASME B 16.5 / 16.10	NPS	Class	L	R	H	weight [Kg]
	1"	150	125 ^{*1)}	200	132	7
	1 1/2"	150	140 ^{*1)}	320	143	10
	2"	150	150 ^{*1)}	420	160	15
	3"	150	180 ^{*1)}	600	205	26
	4"	150	190 ^{*1)}	600	220	29
	6"	150	267 ^{*2)}	^{*4)}	^{*4)}	^{*4)}
	8"	150	400 ^{*3)}	^{*4)}	^{*4)}	^{*4)}

*1) face to face dim. acc. to DIN 3202 Teil1 F4

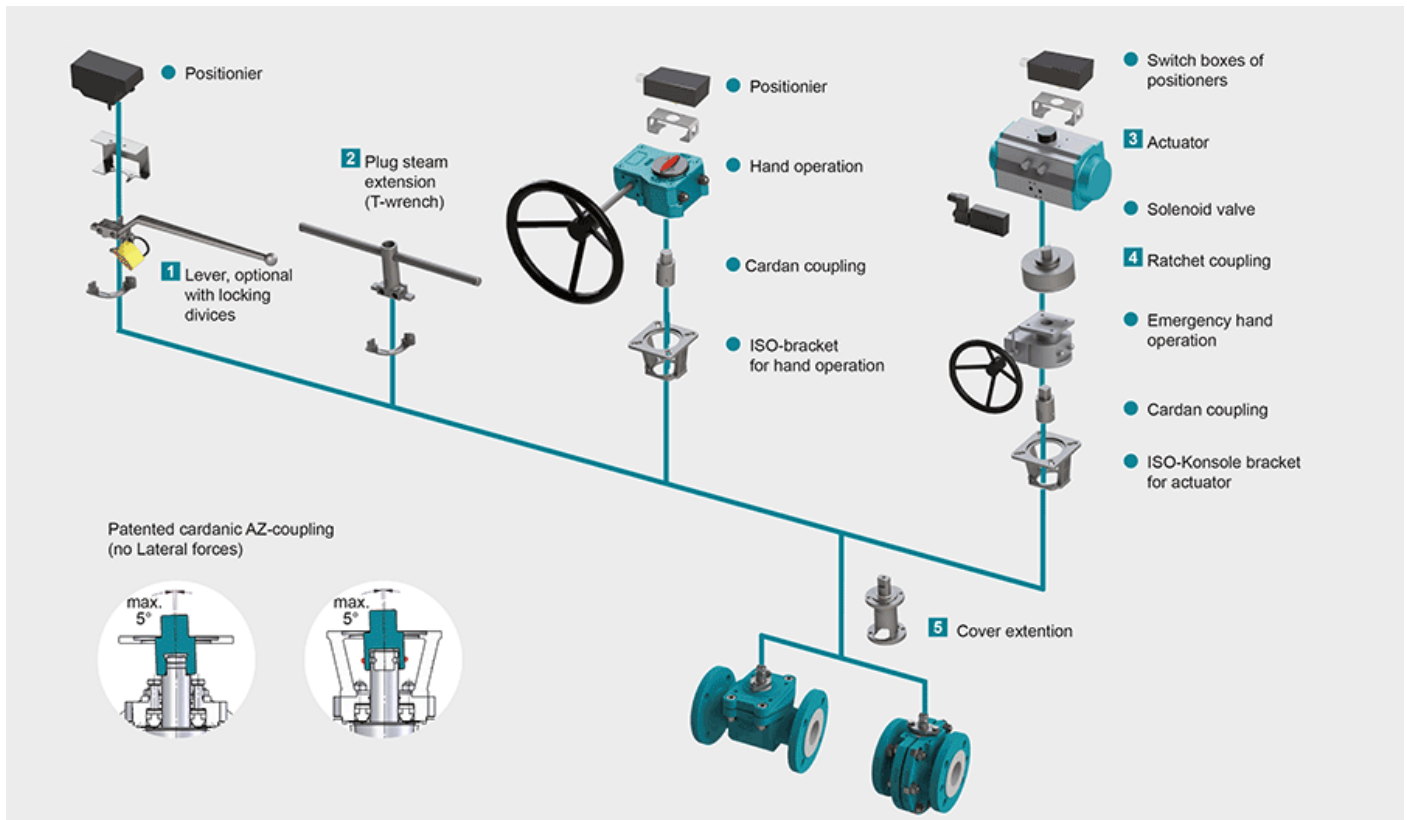
*2) face to face dim. acc. to ANSI CLASS 150

*3) face to face dim. acc. to DIN 3202 Teil1 F5

*4) on request

For geometric reasons, threads are used in the flange bores in a few cases

Actuation



1 Locking Devices

Pilot valve combinations, pad lock eyelets, linear key conception, indexing plunger arrestor.

[read more \[...\]](#) 2 Plug stem extension

Solid construction in stainless steel with T-wrench, Standard extension 100 mm or 150 mm, non standard lengths are available on request

[read more \[...\]](#) 3 Actuators

Actuators for mounting-flange acc. to DIN ISO 5211

[read more \[...\]](#) NEW: Pneumatic actuator AIR GEAR for plug valves with high torque =150.000 Nm

[read more \[...\]](#) 4 Ratched coupling

To usw on multiport valves with standard 90° actuator for bigger switchpositions than 90°

[read more \[...\]](#) 5 Cover extension

Solid construction in stainless steel, Standard extension 100 mm or 150 mm high, non standard lengths are available on request . Hexagonal bolts on adjustment ring freely accessible. Note: Don't use with sealing FSN/FSN-SL and CASN/CASN-SL

[read more \[...\]](#)