


MONOBLOC

Two way ball valve with top entry design (one-piece body), with chemical-resistant lining and ISO top flange

DIN-EN: DN 15 – 100 / PN 10 – 25

ASME: NPS ½" – 8" / class 150

PT range: $-30 < T < 230^{\circ}\text{C}$



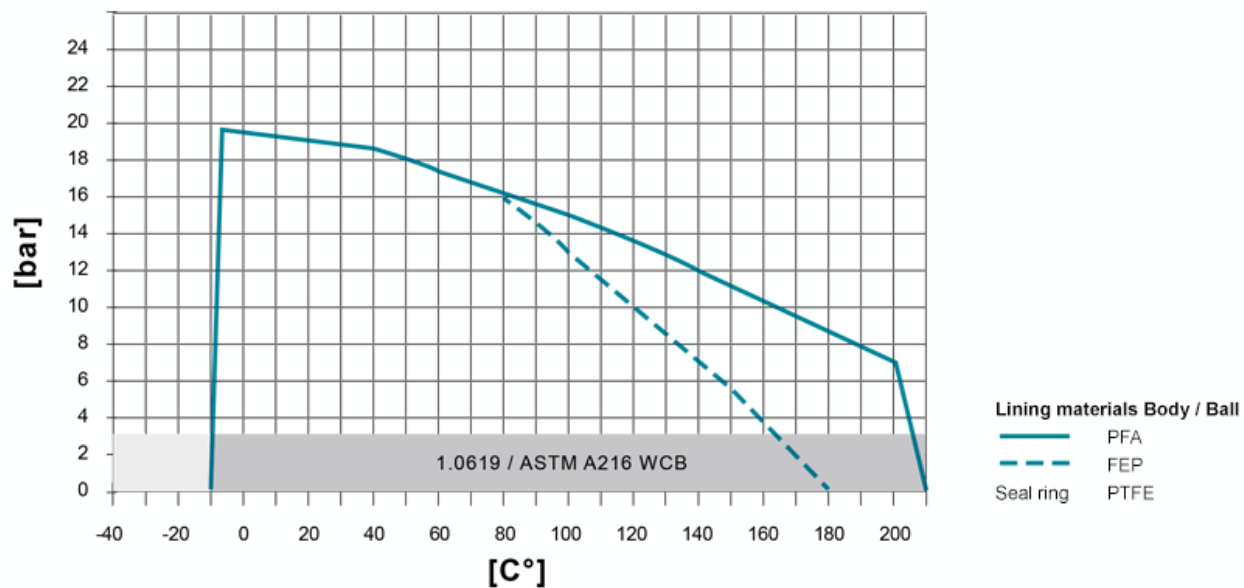
Design Features

Design Characteristics

- one-piece body (MONOBLOC) top entry design
- easy replacement of sealings
- integral ball and stem
- anti-blow-out
- with readjustable stuffingbox packing
- cavity minimized
- maintenance free – self lubricating
- mounting-flange for actuators acc. to DIN ISO 5211
- with chemical resistant lining – thickness min. 3 mm
- fugitive emission resp. clean air act certified (TA – Luft 2002 approval)
- Directive 2014/68/EU
- FDA conformity

PT-Diagram

General Pressure-Temperature-Diagram



The specified values depend on the respective application (medium). Operating temperatures under -20°C only with body material 1.4408 or low-temperature steel. High pressure resistance / temperature resistance on request, e.g. PN 40.

Sleeve: There are different sleeve materials / compounds available.

Materials

Standard body materials

- Ductile cast iron ENJS 1049, ASTM Gr 60-40-18 / A395

Standard plug materials

- Stainless Steel 1.4308, ASTM A351 CF8

Special materials

- Carbon Steel 1.0619, ASTM A216 WCB
- Stainless Steel 1.4408, ASTM A351 CF8M
- Unalloyed stainless steel casting (low Temp.) 1.1138, LCC/LCB/A352

Lining materials

- Body: PFA, PFA-conductive, FEP
- Ball: PTFE, PFA, PFA-conductive, FEP
- Seal Ring: PTFE

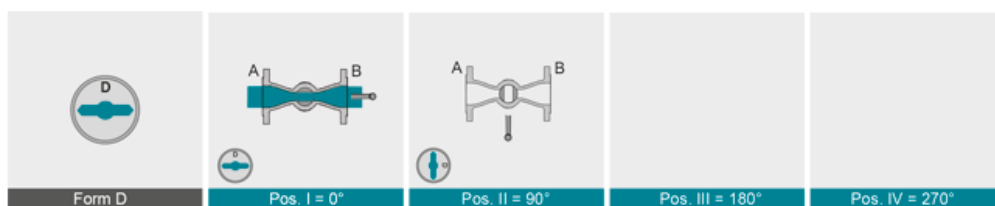
Sealing Systems

Chemical sealing to prevent fugitive emissions of aggressive and toxic media with PTFE packing for additional stem sealing; T_{\max} 230°C

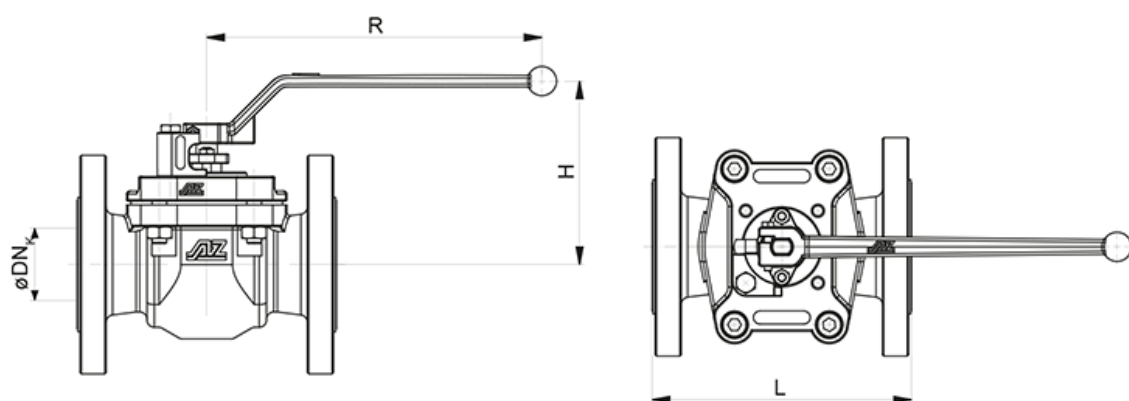
Type CAS

[read more \[...\]](#)

Port Forms



Dimensions



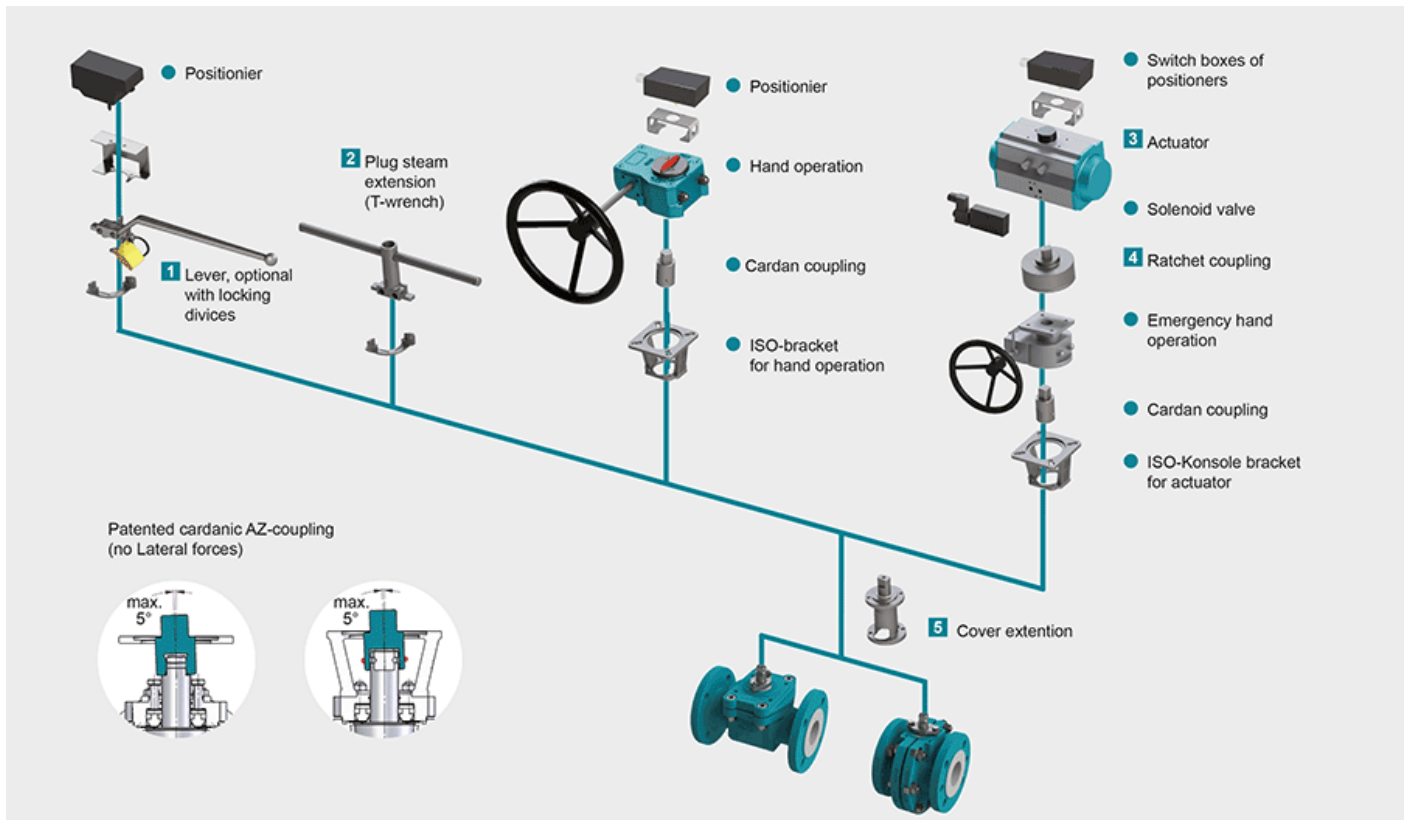
ASME B 16.5 / 16.10 DIN EN 1092/1 / 558-1	DN	ØDN _k	PN	L	R	H	ISO-5211 flange	dihedron [mm]	torque* [Nm]	weight [kg]
	50	40	10-16	230	170	128	F07	11	45	**
	80	50	10-16	310	230	143	F10	14	50	**
	100	80	10-16	350	320	174	F12	19	120	**
	150	100	10-16	350	420	200	F14	22	120	**
	200	150	10-16	457	530	250	F16	27	160	**
	NPS	ØDN _k	Class	L	R	H	ISO-5211 flange	dihedron [mm]	torque* [Nm]	weight [kg]
	2"	40	150	178	170	128	F07	11	45	**
	3"	50	150	203	230	143	F10	14	50	**
	4"	80	150	229	320	174	F12	19	120	**
	6"	100	150	267	420	200	F14	22	120	**
	8"	150	150	292	530	250	F16	27	160	**

* Δp=10bar, recommended safety factor for actuator +40%

** on request

For geometric reasons, threads are used in the flange bores in a few cases

Actuation



1 Locking Devices

Pilot valve combinations, pad lock eyelets, linear key conception, indexing plunger arrestor.
[read more \[...\]](#)

2 Plug stem extension

Solid construction in stainless steel with T-wrench, Standard extension 100 mm or 150 mm, non standard lengths are available on request
[read more \[...\]](#)

3 Actuators

Actuators for mounting-flange acc. to DIN ISO 5211
[read more \[...\]](#)

NEW: Pneumatic actuator AIR GEAR for plug valves with high torque ≥ 150.000 Nm
[read more \[...\]](#)

4 Ratched coupling

To usw on multiport valves with standard 90° actuator for bigger switchpositions than 90°
[read more \[...\]](#)

5 Cover extension

Solid construction in stainless steel, Standard extension 100 mm or 150 mm high, non standard lengths are available on request . Hexagonal bolts on adjustment ring freely accessible. Note: Don't use with sealing FSN/FSN-SL and CASN/CASN-SL
[read more \[...\]](#)