


Locking Devices

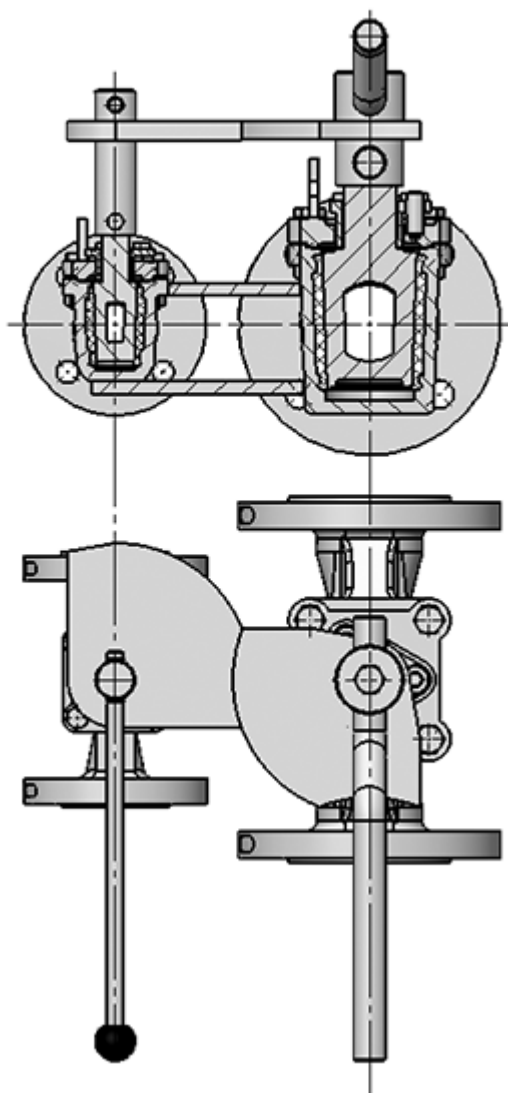
pilot valve combinations
pad lock eyelets
linear key conception
indexing plunger arrestor



Pilot valve combination

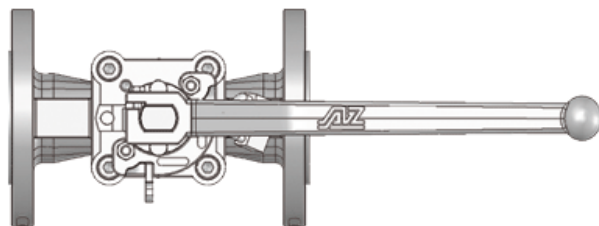
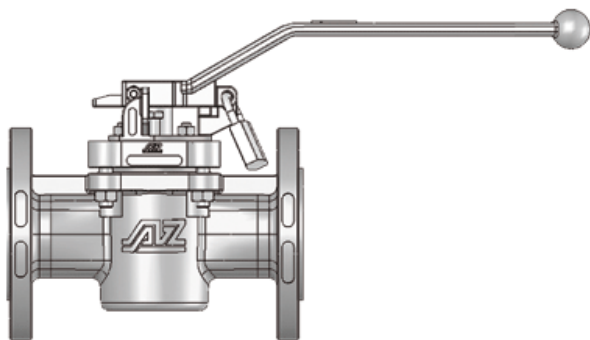
Design Characteristics

The main valve cannot be opened before the pilot valve has been opened. Vice versa the Pilot valve cannot be turned off before the main valve has been closed.



Pad lock eyelets

AZ-Plugvalves with padlock are used where operation of the valves by unauthorized persons is not allowed, because of dangerous media or important process runs. Locking possibilities are available for opened, closed or at both positions on request. The locking device is a simple padlock which is fixed and closed on the body and wrench in the respective end position through both eyelets. When the padlock is closed the wrench can neither be taken off nor operated. The padlock eyelets are available for the AZ-Standard lever as well as for the cast dihedron lever.



Linear key conception

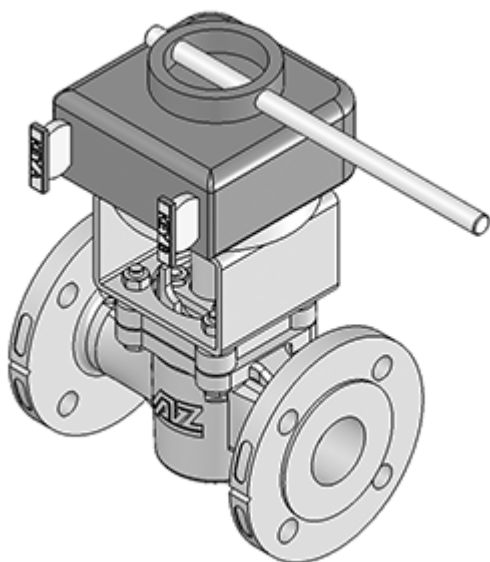
For the safety operation of a valve it is always necessary to have two keys.

Example

The valve is blocked up in an open position:

Key A is stuck in and cannot be removed. With key B the blockage of the valve can be released and afterwards the plug can be closed. Key A now closes (i.e. Blocks the plug) and can be removed.

Key B remains in the block and cannot be withdrawn.



Indexing plunger arrestor

On request all AZ-valves can also be equipped with Index plunger. Index plungers are used when an exact position and a secure arrest is

demanded.

